


Easter sing along with Musical Minis





Chook Chook

Chook, chook, chook, chook, chook, good morning, Mrs Hen
How many chickens have you got? Madam, I've got ten
One of them is yellow, and one of them is brown
And eight of them are speckled red, the finest in the town




Chook, chook, chook, chook, chook, good morning, Mrs Hen
How many chickens have you got? Madam, I've got ten
Two of them are yellow, two of them are brown
Six of them are speckled red, the finest in the town

Chook, chook, chook, chook, chook, good morning, Mrs Hen
How many chickens have you got? Madam, I've got ten
Three of them are yellow, three of them are brown
Four of them are speckled red, the finest in the town



Chook, chook, chook, chook, chook, good morning, Mrs Hen
How many chickens have you got? Madam, I've got ten
Four of them are yellow, four of them are brown
Two of them are speckled red, the finest in the town

Chook, chook, chook, chook, chook, good morning, Mrs Hen
How many chickens have you got? Madam, I've got ten
Five of them are yellow, five of them are brown
None of them are speckled red, the finest in the town



Some Rabbits - sung to the tune of My Bonnie Lies Over the Ocean

Some rabbits have bright shiny noses,
I'm telling you now as a friend,
The reason their noses are shiny,
Their powder puffs on the wrong end.
Wrong end, wrong end, their powder puffs on the wrong end.



Easter activities

Easter Hat - You will need:

- A paper plate
- Coloured paper or tissue paper
- Paint, markers, or crayons
- Scissors
- Glue
- Optional - glitter, crepe paper, feathers, chicks, ribbons, etc.



Cut a slit through the centre of the paper plate, leaving about an inch at the edges of the plate. Cut three more slits.

Bend the triangles formed by the cuts upwards, forming leaf-like shapes.



Paint or colour the hat. Let the paint dry.

Cut paper to make eggs, flowers or whatever else you want to use and then glue them onto your hat to decorate it.

Chocolate Nests - You will need:

- Block of cooking chocolate (Milk or Plain)
- Shredded Wheat (crumbled)
- Sugar coated mini eggs
- Small cake paper cases.



Break the chocolate into small pieces and place in a bowl. Melt the chocolate either in a low oven, or resting the bowl over another bowl of hot water.

Once melted give the chocolate a good stir and start to add some crumbled Shredded Wheat; add enough to give a twiggly effect to the chocolate. Spoon the mixture into a paper cases to make a nest shape, leaving a hollow in the middle, big enough to place about 4 mini eggs in. You can either put the eggs in straight away and they will stick to the hardening chocolate or wait until the nests have set. Remove the nests from the paper cases when the nests are finished.

Have lots of fun!

Colour the picture. How many Easter Eggs did you find?

